



MODEL 6MN & 10MN

The 6MN is a range of lightweight Monoflange isolation valves that are ideally suited to a wide range of instrumentation applications via standard flanged pressure take-off points.

The compact design incorporates the Isolation valve and outlet into a single one-piece body. This not only ensures that potential leakage paths are kept to an absolute minimum but offers significant weight and component cost savings when compared to other conventional installation solutions.

All units incorporate the Budenberg 6N Heavy Duty Needle Valve assembly that features all metal seating and true metal to metal body / bonnet connections. Monoflanges are manufactured in a full range of materials, flange types and ratings as well as having a choice of flange, screw or kidney flange outlet connections.

Units can undergo full material and product testing / certification to suit any project or customer requirement.

Construction

Manufactured from a single piece forging or forged barstock that incorporates all the Needle Heads and outlet connections.

Configuration

Single Block / Isolation Valve

Inlet

The flanged process connection can be made to suit any International size or rating including, but not restricted to:

- * ANSI B16.5 Flanges from 1/2" to 4" in ratings from 150 to 2500 lbs in RF, FF, SRF and RTJ flange face styles.
- * API Flanges up to 2.1/16", 3000, 5000 & 10,000 lbs
- * Norsok L-100 Compact flange design

Flange sizes and thicknesses can be specially provided to ensure that the required valve will exactly fit into the space occupied by any existing valve

Outlet

In Flange by Flange variants the outlet flange is identical to the inlet process flange as listed above.

Alternatively the output can be:

- * Screwed female connections, (1/2" NPT standard)
- * Kidney Flanges for direct connection onto transmitters
- * Quick release compression fittings

Bore Sizes

6mm (standard), 8mm can be provided dependant upon the flange size and rating

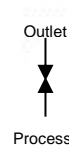
Fire safe

Fire safe to BS 6755 Pt 2, ISO 10497, ANSI / API 607

NACE

All body & wetted parts materials comply with the requirements of NACE MR 1705 / EN15156 or MR 0103 dependent upon the environmental or application requirement

SINGLE BLOCK MONOFLANGE VALVE



Pressure Rating

Operating pressure rating up to 10,000 psi (690 barg)

Temperature Rating

-54 to +538 Deg C dependant upon the stem packing material and pressure rating in use. Special Cryogenic Heads can be specified for temperatures down to -200 Degrees Celcius.

Needle Valve Assemblies

Heavy Duty Needle Valve Head Assemblies incorporate a full range of features including:

- * Anti static , anti blow-out stems
- * Self centering, non-rotating stem tips provide a true metal to metal valve seat whereby the material of the stem tip is one grade harder than the body thus resisting over tightening, preventing wear and guaranteeing a 100% bubble tight seat closure, first time, every time

No Threads In the process stream

All Needle Valve assemblies incorporate 'soft' parent metal sealing rings that are located directly below the head to ensure that no threads are directly in the process stream

Stem Packing

Fully adjustable, dynamically responsive multi ring gland packing, in either RPTFE/PTFE or Graphoil, resists all operating pressures and processes.

Other Features

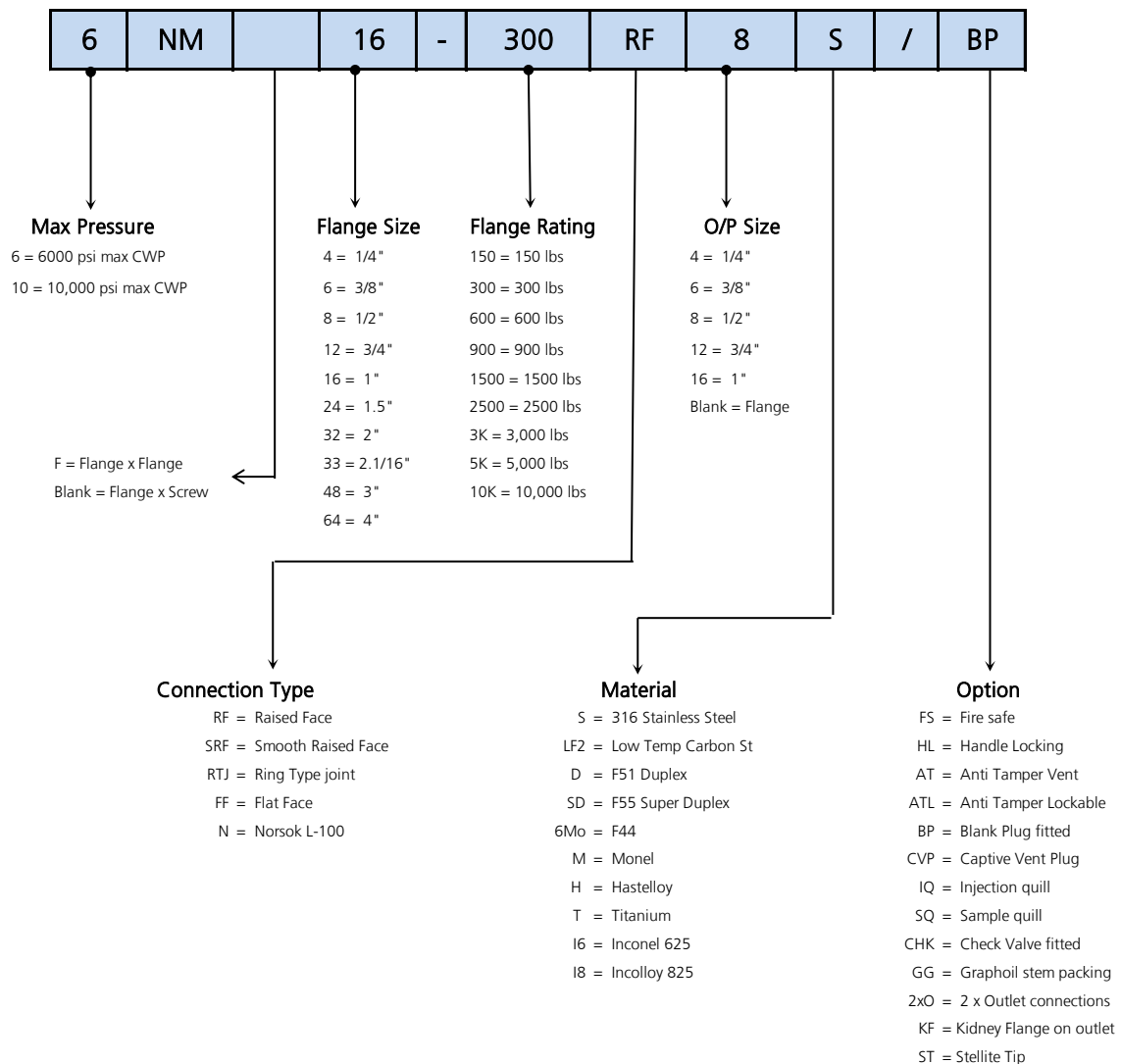
- * Hydro static and Gas Pressure Testing to BS 6755 Pt 1, API 598 or API 6A
- * Material thickness as defined in ANSI / ASME B16.34
- * Flange Dimensions as defined in ANSI / ASME B16.5
- * Heat code traceable Material Certification to EN 10204 3.1 b/ 3.2
- * Full range of testing, certification and documentation can be supplied including PMI and a full range of NDE Testing
- * Pressure boundary designs calculated to ASME V111 Div 1
- * Designed with 4:1 safety factor
- * Optional locking and anti tamper head assemblies

How to specify Type 6MN Monoflanges

The part number is compiled from a series of generic and alphanumeric codes that define the base unit and options. The structure of the part number is compatible with other range of Budenberg Valves and follow the definition of the valve by defining the Primary Isolation Valve and the Output connection thereafter the material and options are then defined

Typical definition:

Single Block Monoflange, Flange x Screw, 1" 300RF Flange, 1/2" NPT f outlet, 316 Stainless Steel, fitted with Blank Plug



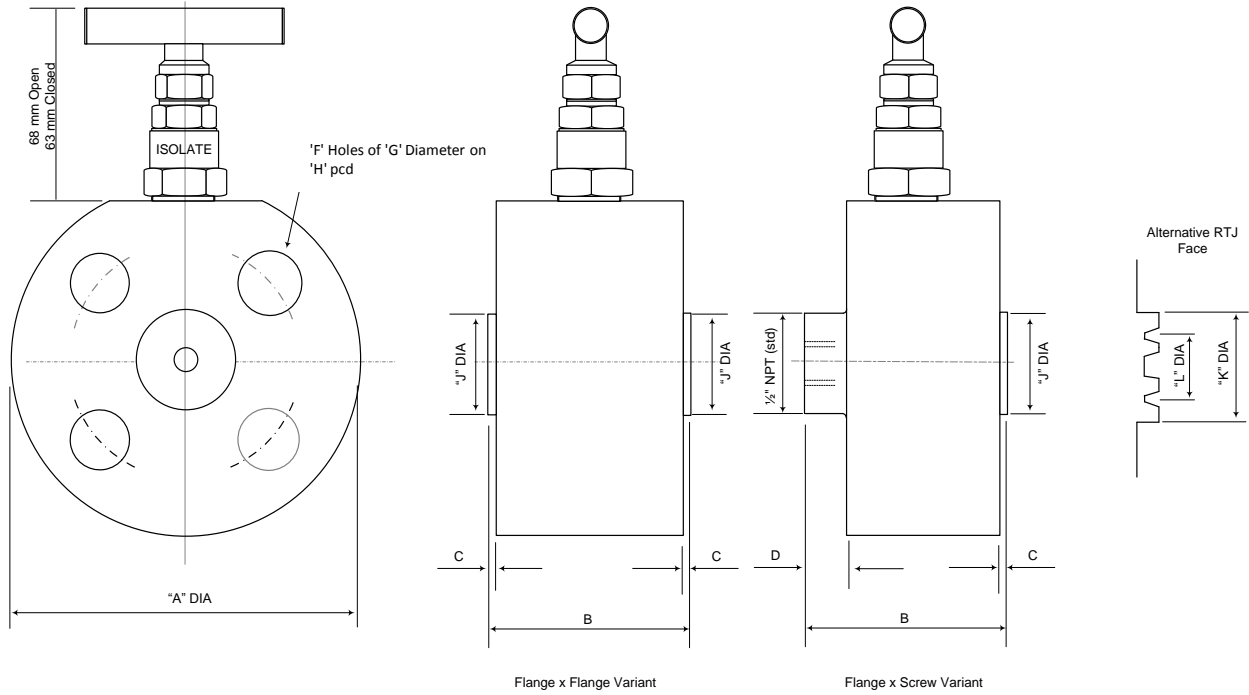
Contact our sales office for:

- 1 Units for special service applications i.e cryogenic, oxygen etc or other special requirements.
- 2 Units with special protective finishes or painting processes.
- 3 Wide range of optional features and accessories

Specifications and dimensions in this leaflet, are subject to change without prior notice.

Dimensions of Single Block Monoflange

Model : 6MN & 10MN



Size	Rating	'A' Dia	B	C	D	F	'G' Dia	'H' PCD	'J' Dia	'K' Dia	'L' Dia	M
1/2"	150	98	60	1.6	3.0	4	15.9	60.3	34.9	N/A	N/A	N/A
1/2"	300	98	60	1.6	3.0	4	15.9	66.7	34.9	50.8	34.13	1.6
1/2"	600	98	60	6.4	3.0	4	15.9	66.7	34.9	50.8	34.13	6.4
1/2"	1500	121	60	6.4	15.5	4	22.2	82.6	34.9	60.3	39.69	6.4
1/2"	2500	133	60	6.4	8.5	4	22.2	88.9	34.9	65.1	42.86	6.4
3/4"	150	98	60	1.6	3.0	4	15.9	69.8	42.9	N/A	N/A	N/A
3/4"	300	117	60	1.6	15.5	4	19.0	82.6	42.9	63.5	42.86	1.6
3/4"	600	117	60	6.4	15.5	4	19.0	82.6	42.9	63.5	42.86	6.4
3/4"	1500	130	60	6.4	8.5	4	22.2	88.9	42.9	66.7	44.45	6.4
3/4"	2500	140	60	6.4	8.5	4	22.2	95.2	42.9	65.1	50.80	6.4
1"	150	108	60	1.6	15.5	4	15.9	79.4	50.8	63.5	47.63	1.6
1"	300	124	60	1.6	15.5	4	19.0	88.9	50.8	69.8	50.80	1.6
1"	600	124	60	6.4	15.5	4	19.0	88.9	50.8	69.8	50.80	6.4
1"	1500	159	60	6.4	8.5	4	25.4	101.6	50.8	71.4	50.80	6.4
1"	2500	159	60	6.4	6.0	4	25.4	107.9	50.8	73.0	50.80	6.4
1.5"	150	127	60	1.6	15.5	4	15.9	98.4	73.0	82.4	65.09	1.6
1.5"	300	156	60	1.6	12.0	4	22.2	114.3	73.0	90.5	68.26	1.6
1.5"	600	156	60	6.4	12.0	4	22.2	114.3	73.0	90.5	68.26	6.4
1.5"	1500	178	60	6.4	6.0	4	28.6	123.8	73.0	92.1	68.26	6.4
1.5"	2500	203	60	6.4	13.5	4	31.8	146.0	73.0	114.3	82.55	6.4
2"	150	152	60	1.6	8.5	4	19.0	120.6	92.1	101.6	82.55	1.6
2"	300	165	60	1.6	12.0	8	19.0	127.0	92.1	108.0	82.55	1.6
2"	600	165	60	6.4	12.0	8	19.0	127.0	92.1	108.0	82.55	6.4
2"	1500	216	80	6.4	19.5	8	25.4	165.1	92.1	123.8	95.25	6.4
2"	2500	235	80	6.4	7.0	8	28.4	171.4	92.1	133.4	101.60	6.4

All dimensions are in mm. .